

## UNITY COLLEGE DIMAPUR

The Internal Quality Assurance Cell Unity College collected feedback from the Alumni in Google form, in the academic year 2023- 2024 to know the feedback of the alumni of the institution. The Alumni gave their perceptions based on their experience in the college.

For the academic year 2023-2024, Alumni feedback form was made virtually available to the Alumni. A total of 53 Alumni enthusiastically participated in the process. The analysis of the same is provided below-

**\*VS** - Very Satisfied

**\*S** - Satisfied

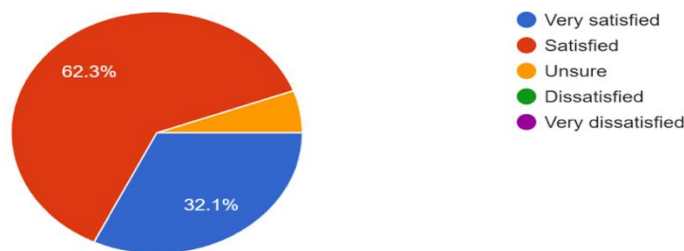
**\*U** - Unsure

**\*DS** - Dissatisfied

**\*VDS** - Very Dissatisfied

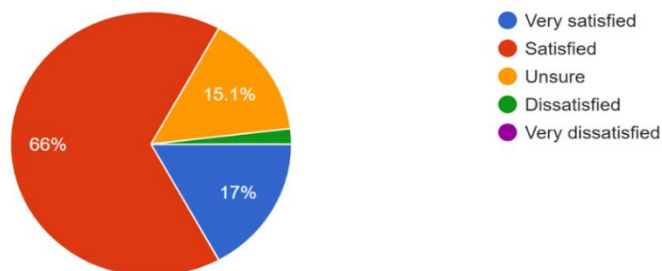
**Chart 1: Pie chart showing percentage of respondents regarding Admission Procedure.**

1. Admission Procedure.  
53 responses



**Chart 2: Pie chart showing percentage of respondents regarding Fee Structure.**

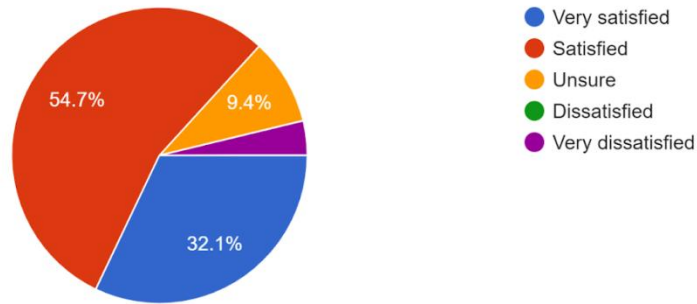
2. Fee structure.  
53 responses



**Chart 3: Pie chart showing percentage of respondents regarding College Ambience.**

3. College ambience.

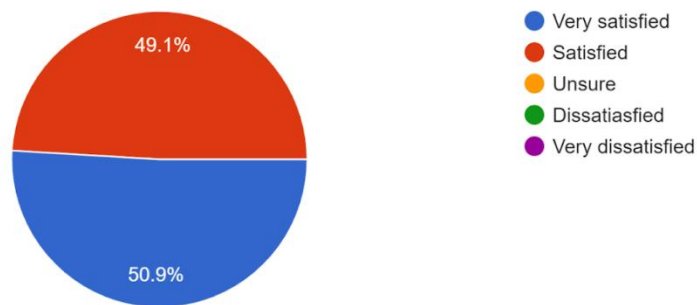
53 responses



**Chart 4: Pie chart showing percentage of respondents regarding Teaching-Learning Facilities.**

4. Teaching-learning facilities

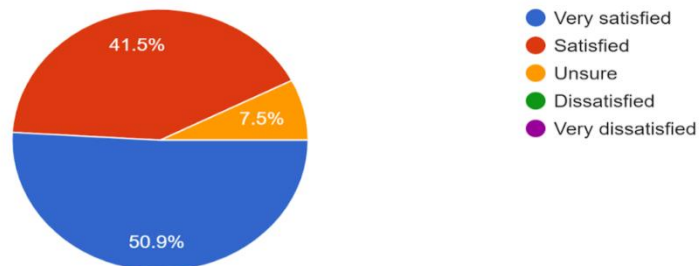
53 responses



**Chart 5: Pie chart showing percentage of respondents regarding Quality of Faculties/ Departments.**

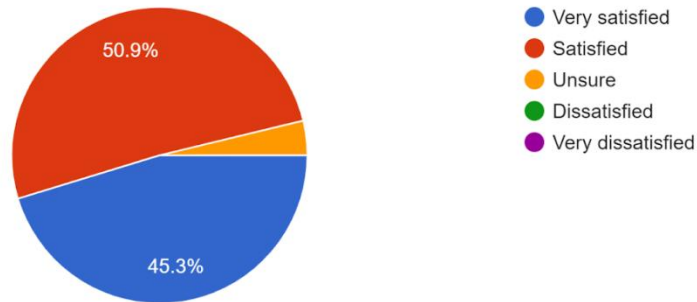
5. Quality of faculties /departments

53 responses



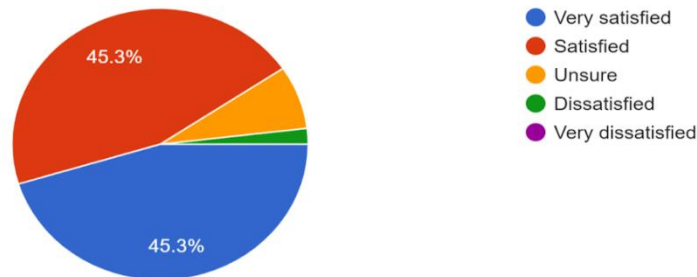
**Chart 6: Pie chart showing percentage of respondents regarding Learning Experience in terms of Teaching and Learning.**

6. Learning experience in terms of teaching and learning.  
53 responses



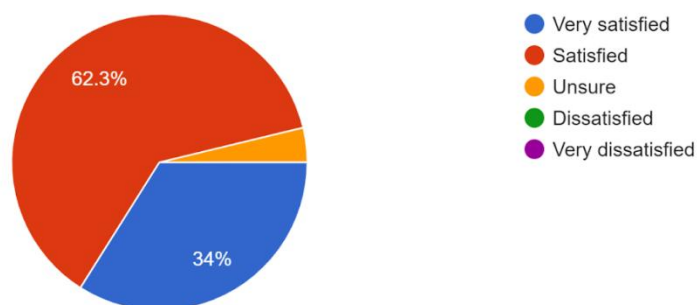
**Chart 7: Pie chart showing percentage of respondents regarding Quality of Additional Study/ Learning materials provided.**

7. Quality of additional study/learning materials provided.  
53 responses



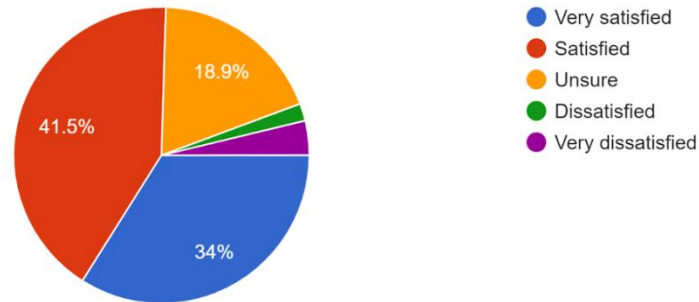
**Chart 9: Pie chart showing percentage of respondents regarding Project/ Assignment guidance.**

9. Project/Assignment guidance.  
53 responses



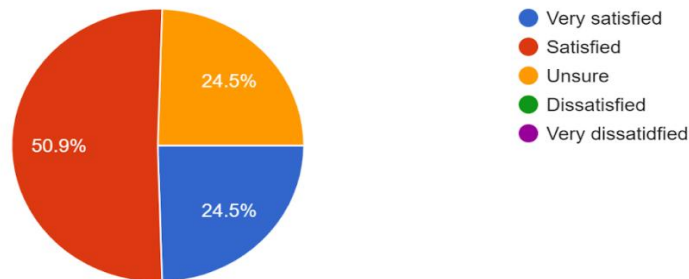
**Chart 10: Pie chart showing percentage of respondents regarding special Training/ Classes/ Seminars/ Workshops for bridging Industry/ Academic gap.**

10. Special Training/ Classes/Seminars/Workshops for bridging Industry/Academic gap  
53 responses



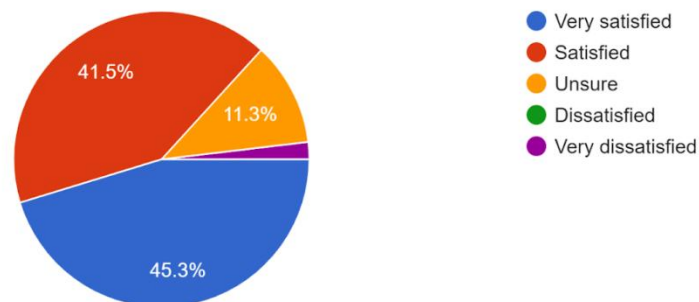
**Chart 11: Pie chart showing percentage of respondents regarding Knowledge obtained (both in theory and practice) in the college.**

12. Content learnt in relation to your current job/studies.  
53 responses



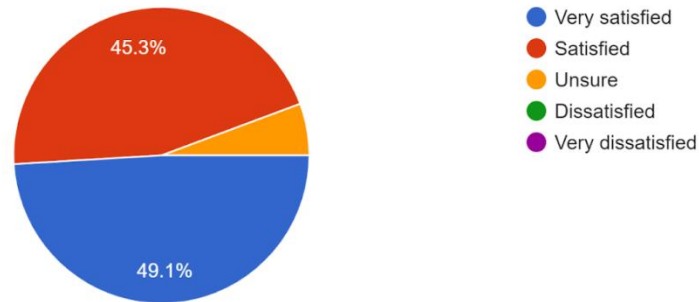
**Chart 13: Pie chart showing percentage of respondents regarding Extracurricular Activities.**

13. Extracurricular activities (Cultural /sports/clubs etc.)  
53 responses



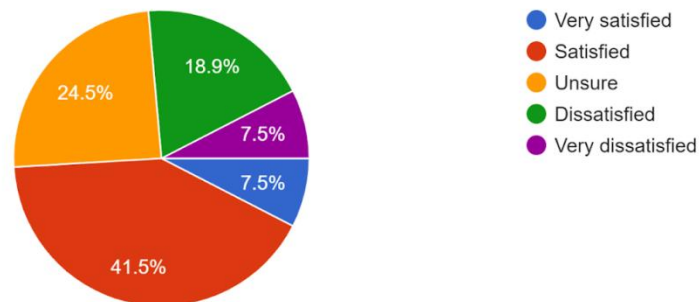
**Chart 14: Pie chart showing percentage of respondents regarding Library/ Seminar/ Reading Room.**

14. Library/Seminar/Reading Room  
53 responses



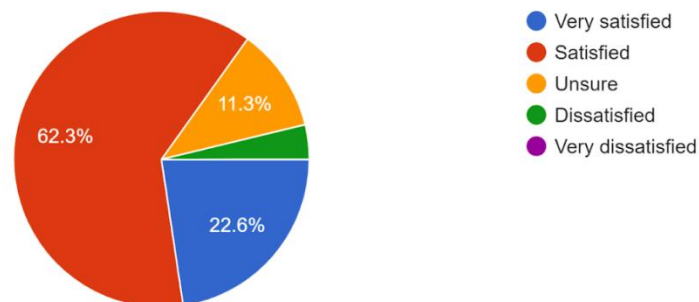
**Chart 15: Pie chart showing percentage of respondents regarding Canteen Facilities.**

15. Canteen Facilities.  
53 responses



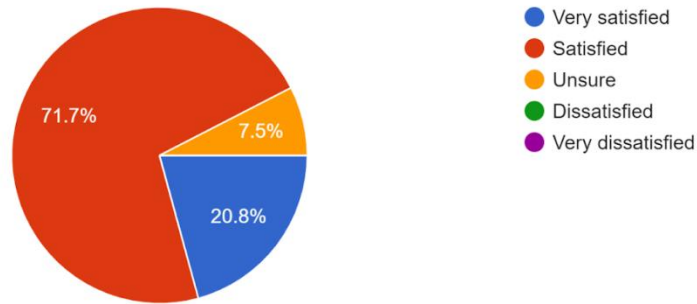
**Chart 16: Pie chart showing percentage of respondents regarding Classrooms.**

16. Classrooms  
53 responses



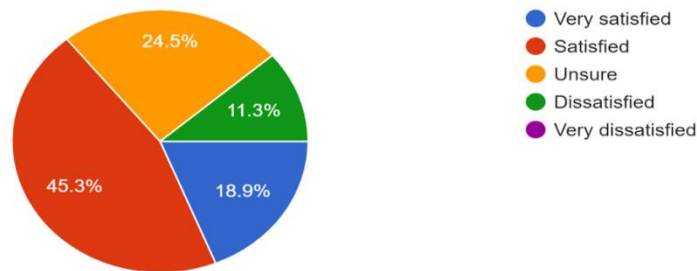
**Chart 17: Pie chart showing percentage of respondents regarding Overall Infrastructural Facilities.**

17. Overall Infrastructural facilities  
53 responses



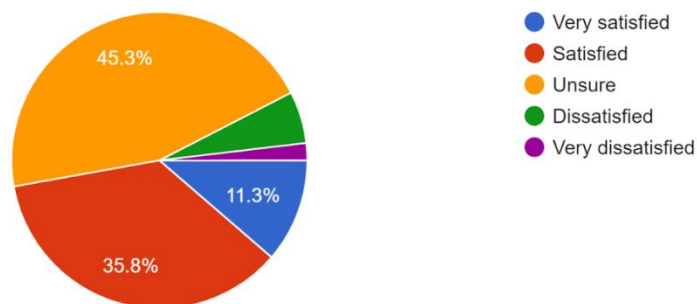
**Chart 18: Pie chart showing percentage of respondents regarding Technology and Resources.**

18. Technology & resources(computer/wi-fi/smart classrooms/projectors etc.)  
53 responses



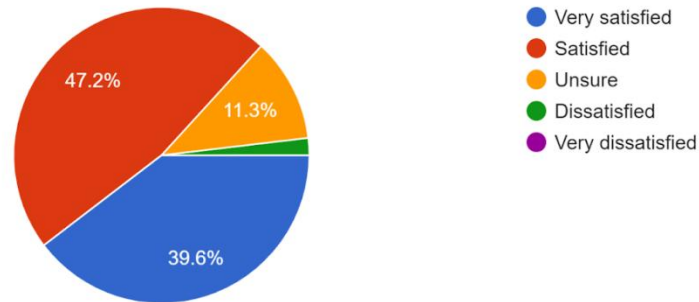
**Chart 19: Pie chart showing percentage of respondents regarding Placement Cell.**

19. Placement Cell  
53 responses



**Chart 20: Pie chart showing percentage of respondents regarding Co-operation of College Administration and Teachers towards Students.**

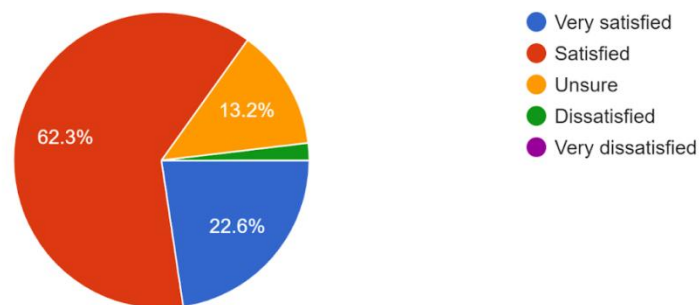
20. Co-operation of college administration and teachers towards the students  
53 responses



### Alumni Engagement with the College

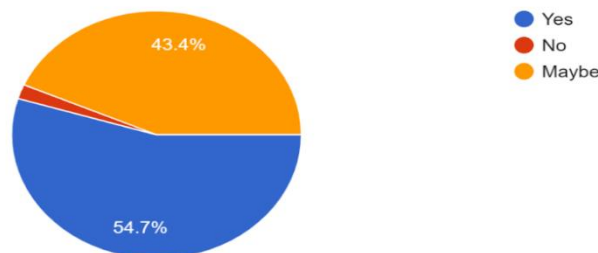
**Chart 21: Pie chart showing percentage of respondents regarding Alumni Association.**

21. Alumni Association  
53 responses



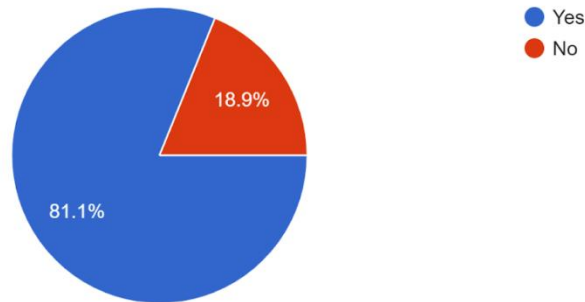
**Chart 22: Pie chart showing percentage of respondents regarding whether Alumni would like to engage with the current Students/Faculty/Management of Unity College.**

22. Would you like to engage with the current students/faculty/management of Unity College?  
53 responses



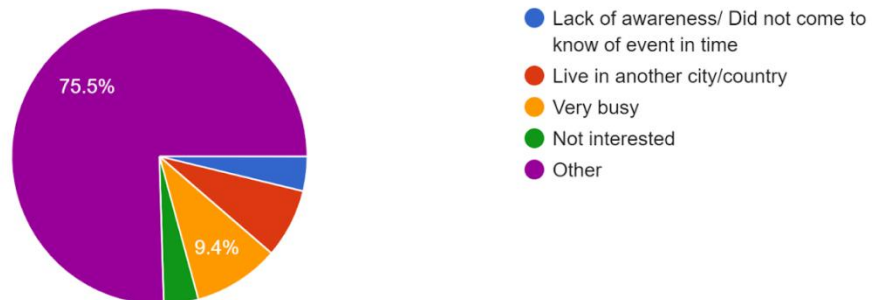
**Chart 23: Pie chart showing percentage of respondents regarding whether Alumni have attended any activity conducted by Unity College in the last five years.**

23. Have you attended any activity conducted by Unity College in the last five years?  
53 responses



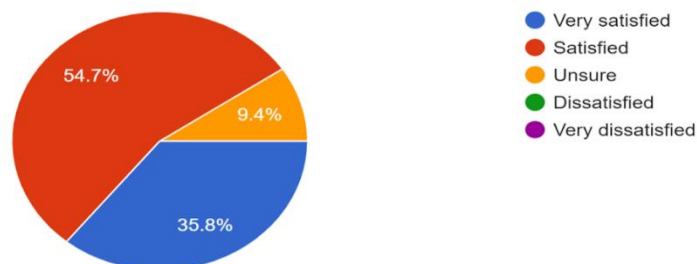
**Chart 24: Pie chart showing percentage of respondents in response to Q.23.**

24. If no to Q.23, your reason is:  
53 responses



**Chart 25: Pie chart showing percentage of respondents regarding overall capability of Students passing out of Unity College.**

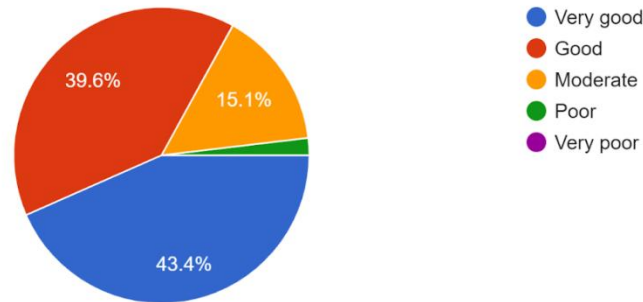
25. Overall capability of students passing out of this college.  
53 responses





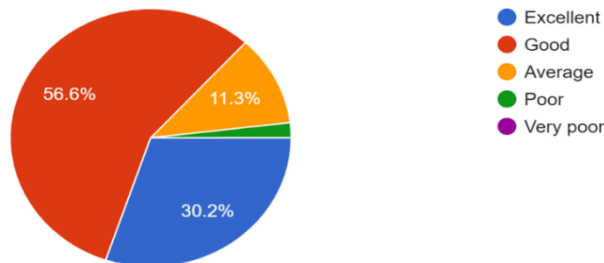
**Chart 26: Pie chart showing percentage of respondents regarding Alumni awareness of current events/ activities Unity College is engaged in.**

26. Your awareness of current events/activities Unity college is engaged in is:  
53 responses



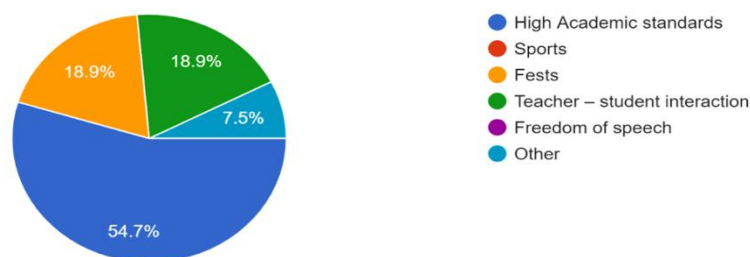
**Chart 27: Pie chart showing percentage of respondents regarding Alumni awareness of the current Teaching – Learning – Evaluation systems currently practiced in Unity College.**

27. Your awareness of the current teaching –learning-evaluation systems currently practiced in Unity college is:  
53 responses



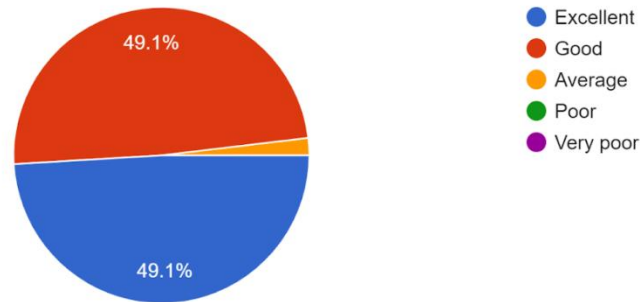
**Chart 28: Pie chart showing percentage of respondents regarding their opinion in what capacity Unity College is known for.**

28. In your opinion, Unity College is currently known for its :  
53 responses



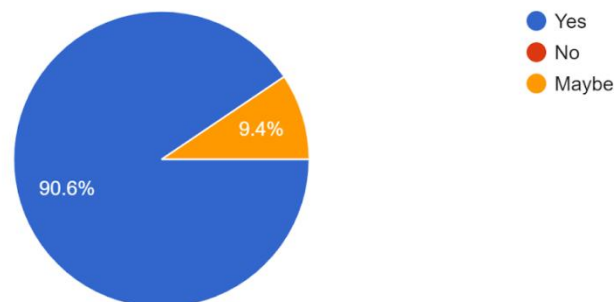
**Chart 29: Pie chart showing percentage of respondents regarding overall rating of Unity College.**

29. Overall rating of the college  
53 responses



**Chart 30: Pie chart showing percentage of respondents regarding whether they would recommend Unity College to the current generation of Learners.**

30. Would you recommend Unity College to the current generation of learners?  
53 responses



### **Analysis**

It was found that majority of the Alumni were either Very Satisfied or Satisfied with the overall assessment of Unity College. 90.6% of the Alumni says they would recommend Unity College to the current generation of learners. 81.1% of the Alumni were found to have attended activity/activities conducted by the college in the last five years. Furthermore, 54.7% of the Alumni were willing to engage with the current students/ faculty/ management of Unity College. It was also found that 56.6% of the Alumni were aware of the current teaching-learning-evaluation systems which is currently practiced in Unity College.


50% and above of the Alumni were found to be Satisfied with the Admission procedure, Fee structure, College ambience, Learning experience in terms of teaching and learning, Project/

Assignment guidance, Knowledge obtained (both in theory and practice) in the college, Content learnt in relation to current job/ studies, Classrooms, Overall infrastructural facilities, Alumni Association and Overall capability of students passing out of the college.

However, 45.3% and 43.4% of the Alumni were found to be Unsure of the Placement cell and their willingness to engage with the current students/ faculty/ management of Unity College respectively. Also 24.5% each were found to be Unsure about the Content learnt in relation to their current job/ studies, Canteen facilities and Technology and resources (Computers/ WiFi/ Smart Classroom/ Projectors etc.).


### Suggestions

1. The College can sensitise the students about the objectives, needs and importance of Placement cell through classroom interaction or by organising programme.
2. Placement Cell should be encouraged to introduce practical courses/ jobs considering of our local needs.
3. For an efficient and effective coordination between Alumni and College, the College can organise programs in the interest of the Alumni Association.
4. ICTs in classrooms should be upgraded. College can approach the Alumni Association to donate ICT for the welfare of the college and young generation learners.

  
Dr. Adani Ngullie  
IQAC Coordinator

**Coordinator**  
**IQAC**  
**Unity College**  
**Dimapur, Nagaland**



  
Dr. Lichumo Enie  
Principal  
*Principal*  
**UNITY COLLEGE**  
**Dimapur, Nagaland**