

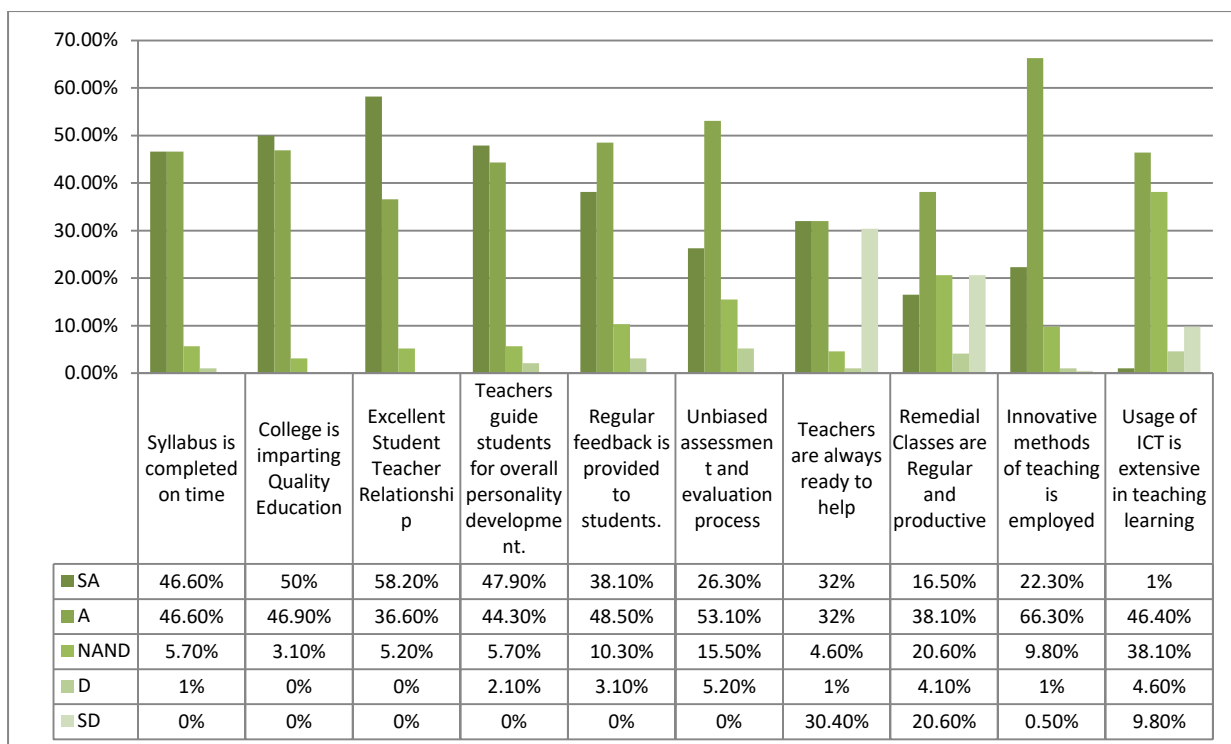
**UNITY COLLEGE**  
**DIMAPUR**  
**STUDENTS' FEEDBACK**

Feedback is an essential component of the educational system. Unity College gathers feedback from the students regarding different aspect of the college, such as teaching-learning, administration, infrastructures and facilities, curricular/co-curricular activities etc. The objective is to provide the students with an opportunity to express their thoughts concerning what the college is doing correctly or incorrectly in order to enhance the scope of further development and improvement of the college.

For the academic year 2020-2021, students' feedback form was made virtually available to the students. A total of 195 students enthusiastically participated in the process. The analysis of the same is provided below-

**Table 1: Students' feedback on teaching learning**

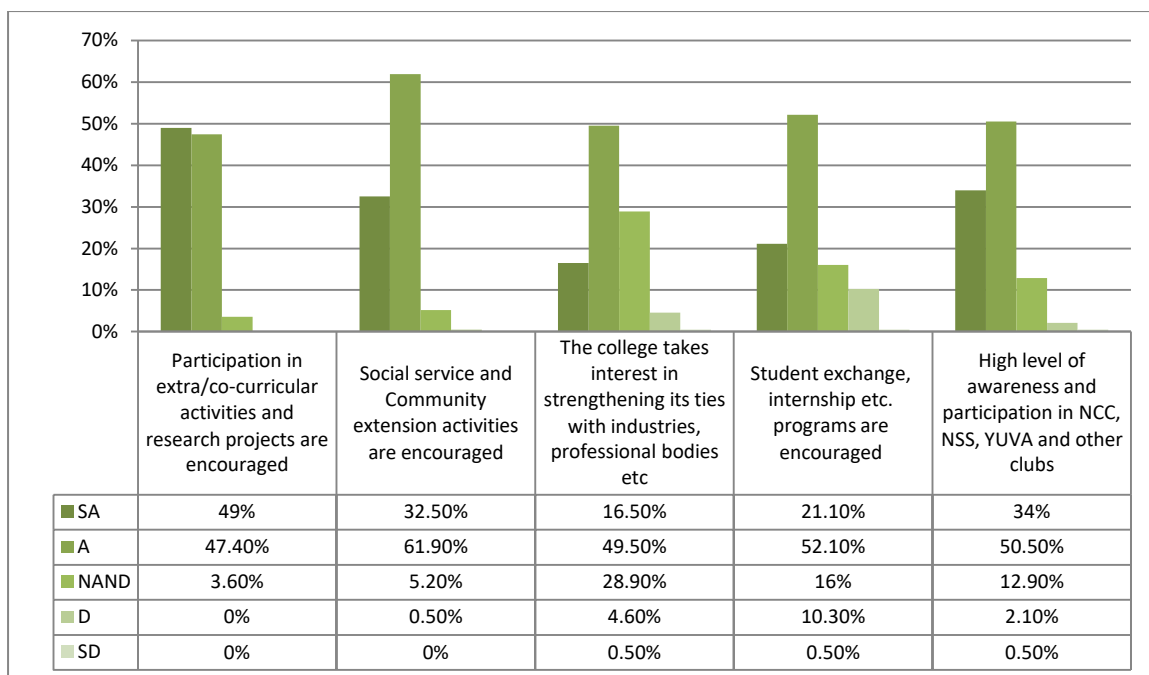
Sl.no	Parameters	SA	A	NAND	D	SD
1.	Syllabus is completed on time	46.6	46.6	5.7%	1%	-
2.	College is imparting Quality Education	50%	46.9%	3.1%	-	-
3.	Excellent Student Teacher Relationship	58.2%	36.6%	5.2%	-	-
4.	Teachers guide students for overall personality development.	47.9%	44.3%	5.7%	2.1%	-
5.	Regular feedback is provided to students.	38.1%	48.5%	10.3%	3.1%	-
6.	Unbiased assessment and evaluation process	26.3%	53.1%	15.5%	5.2%	-
7.	Teachers are always ready to help	32%	32%	4.6%	1%	30.4%
8.	Remedial Classes are Regular and productive	16.5%	38.1%	20.6%	4.1%	20.6%
9.	Innovative methods of teaching is employed	22.3%	66.3%	9.8%	1%	0.5%
10.	Usage of ICT is extensive in teaching learning	1%	46.4%	38.1%	4.6%	9.8%



50% of the students strongly agree that the college provide quality education. The teachers complete the syllabus on time leaving scope for the students to prepare for examinations ahead of time. Remedial classes are effective and productive with 38% positive response from the students. 53% agreed that the evaluation process at the college is unbiased and free from any subjectivity. 30.4% felt that the teachers' availability and readiness to help at any given time could be improved. The matter had been made known to the faculties of each department.

**Table 2: Students' Feedback on co-curricular aspects**

Sl.no	Parameter	SA	A	NAND	D	SD
1.	Participation in extra/co-curricular activities and research projects are encouraged	49%	47.4%	3.6%	-	-
2.	Social service and Community extension activities are encouraged	32.5%	61.9%	5.2%	0.5%	-
3.	The college takes interest in strengthening its ties with industries, professional bodies etc.	16.5%	49.5%	28.9%	4.6%	0.5%
4.	Student exchange, internship etc. programs are encouraged	21.1%	52.1%	16%	10.3%	0.5%
5.	High level of awareness and participation in NCC, NSS, YUVA and other clubs	34%	50.5%	12.9%	2.1%	0.5%

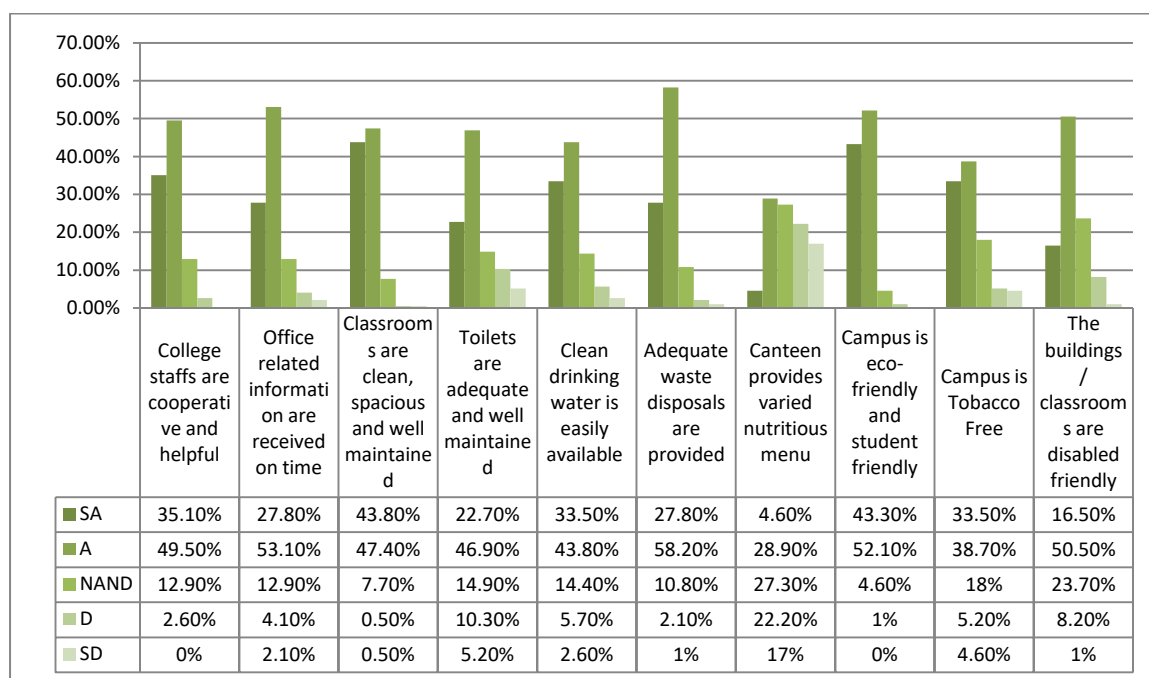


49% of the students strongly agreed with the excellent opportunity provided to the students for participation in in-campus as well as off-campus extra/co-curricular activities. 61.9% agreed that the college organizes and encourages quality community services and extension programs providing exposure as well as value education to the students. 10.3% expressed dissatisfaction towards the students' exchange and internship opportunities. The head of the institution and the administration had been informed accordingly.

**Table 3. Students' Feedback on Administration and Infrastructure**

Sl.no	Parameter	SA	A	NAND	D	SD
1.	College staffs are cooperative and helpful	35.1%	49.5%	12.9%	2.6%	-
2.	Office related information are received ontime	27.8%	53.1%	12.9%	4.1%	2.1%
3.	Classrooms are clean, spacious and well maintained	43.8%	47.4%	7.7%	0.5%	0.5%
4.	Toilets are adequate and well maintained	22.7%	46.9%	14.9%	10.3%	5.2%
5.	Clean drinking water is easily available	33.5%	43.8%	14.4%	5.7%	2.6%
6.	Adequate waste disposals are provided	27.8%	58.2%	10.8%	2.1%	1%
7.	Canteen provides varied nutritious menu	4.6%	28.9%	27.3%	22.2%	17%
8.	Campus is eco-friendly and student friendly	43.3%	52.1%	4.6%	1%	-

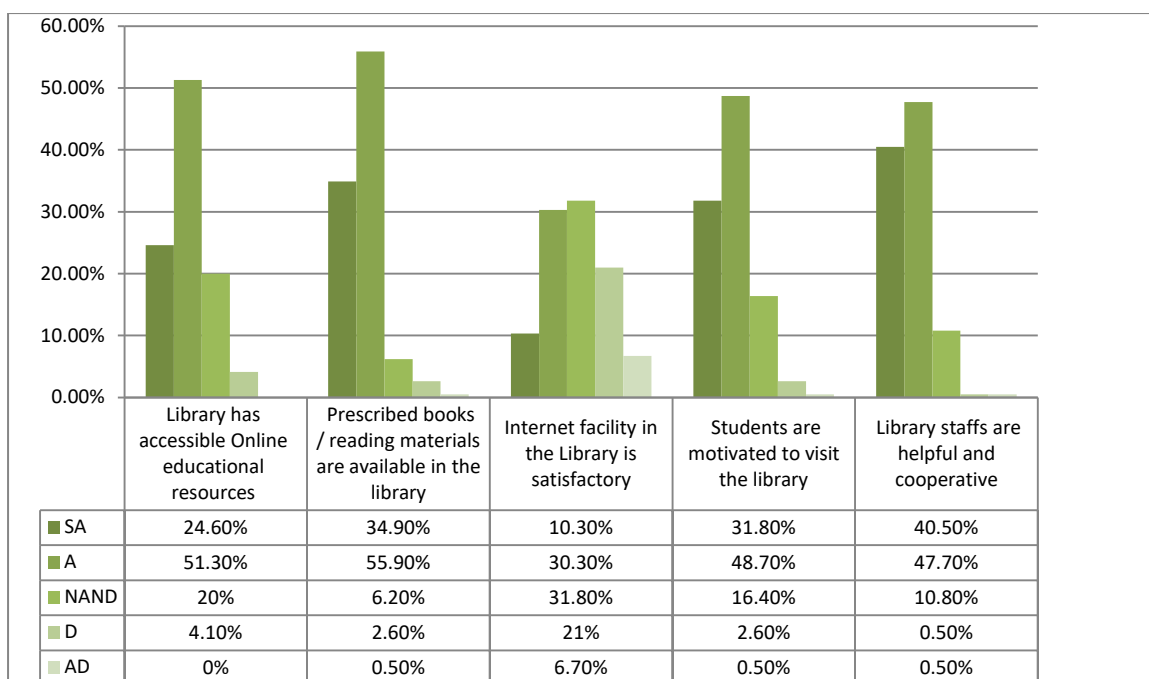
9.	Campus is Tobacco Free	33.5%	38.7%	18%	5.2%	4.6%
10.	The buildings / classrooms are disabled friendly	16.5%	50.5%	23.7%	8.2%	1%



50% of the students are satisfied with the working system of the administration and the infrastructure provided by the college. 22.2% share dissatisfaction about the variety and nutrition of the menu available at the college canteen. The matter had been rectified by the administration.

**Table 4. Student's Feedback on Library**

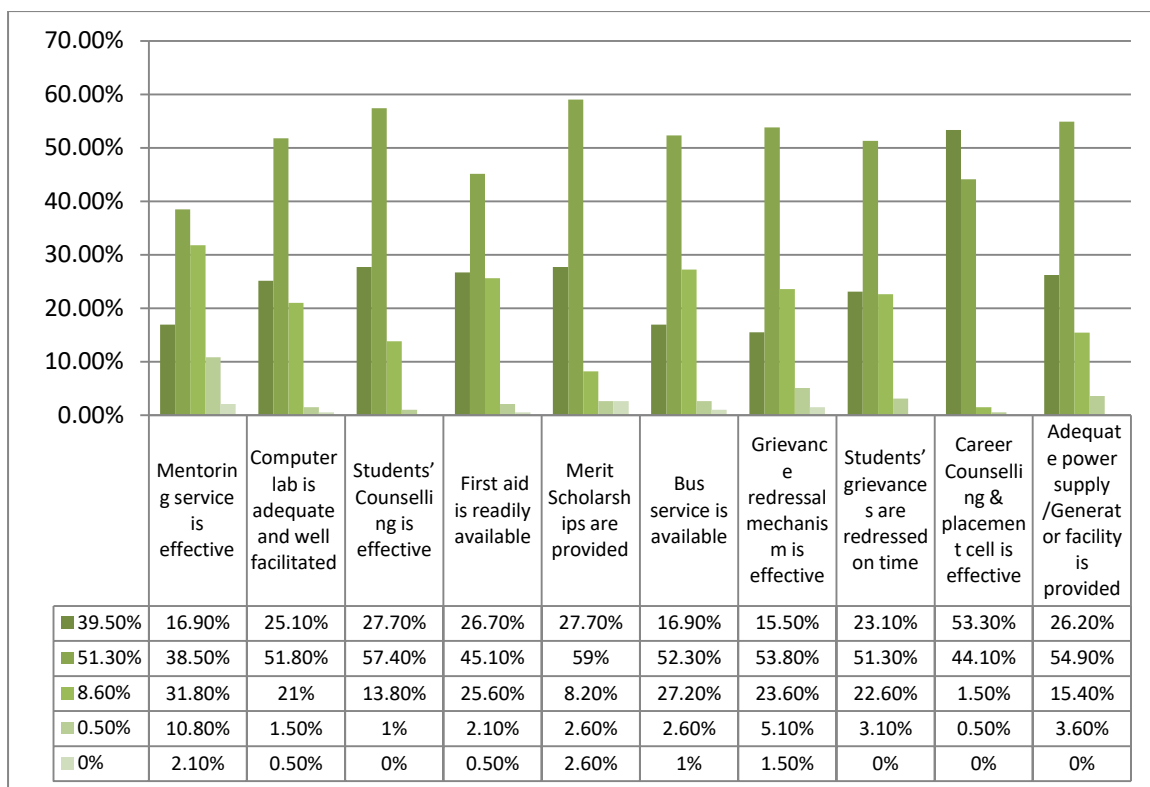
Sl.no	Parameter	SA	A	NAND	D	SD
1.	Library has accessible Online educational resources	24.6%	51.3%	20%	4.1%	-
2.	Prescribed books / reading materials are available in the library	34.9%	55.9%	6.2%	2.6%	0.5%
3.	Internet facility in the Library is satisfactory	10.3%	30.3%	31.8%	21%	6.7%
4.	Students are motivated to visit the library	31.8%	48.7%	16.4%	2.6%	0.5%
5.	Library staffs are helpful and cooperative	40.5%	47.7%	10.8%	0.5%	0.5%



On an average, 50% of the students are satisfied with the facilities provided. 47.7% agreed that the library staffs are helpful and cooperative. 21% stated that the internet facilities at the library could be improved for better efficiency. The matter had been reported to the concerned authority.

**Table 5. Student's Feedback on additional facilities of the college**

Sl.no	Parameter	SA	A	NAND	D	SD
1.	Mentoring service is effective	39.5%	51.3%	8.6%	0.5%	-
2.	Computer lab is adequate and well facilitated	16.9%	38.5%	31.8%	10.8%	2.1%
3.	Students' Counselling is effective	25.1%	51.8%	21%	1.5%	0.5%
4.	First aid is readily available	27.7%	57.4%	13.8%	1%	-
5.	Merit Scholarships are provided	26.7%	45.1%	25.6%	2.1%	0.5%
6.	Bus service is available	27.7%	59%	8.2%	2.6%	2.6%
7.	Grievance redressal mechanism is effective	16.9%	52.3%	27.2%	2.6%	1%
8.	Students' grievances are redressed on time	15.5%	53.8%	23.6%	5.1%	1.5%
9.	Career Counselling & placement cell is effective	23.1%	51.3%	22.6%	3.1%	-
10.	Adequate power supply /Generator facility is provided	53.3%	44.1%	1.5%	0.5%	-
11.	Both indoor and outdoor Sports Facilities are available	26.2%	54.9%	15.4%	3.6%	-



Considering the needs and interest of the students, the college provides varied facilities and services for the students to ensure all round personality development along with the intellectual growth. 51% of the students share that they have positive gain from the services such as students' mentoring and counseling services provided at the campus. 53.8% expressed satisfaction over the way the students' grievances were redressed by the college authority. 10.8% shared that the computer laboratory facilities could be improved. The issue had been rectified by relocating the computer laboratory to a more spacious room with enhanced sitting capacity and additional computers and related facilities.