

UNITY COLLEGE

STUDENTS' FEEDBACK ANALYSIS (2022-2023)

Unity College gathers feedback from the students regarding different aspect of the college, such as teaching-learning, administration, infrastructural facilities, curricular/co-curricular activities etc. The objective is to offer a voice to the students to express their constructive opinion and collective needs, thereby ensuring a customized and maximally effective education. The students gave their perceptions based on their experience in the college.

For the academic year 2022-2023, students' feedback form was made virtually available to the students. A total of 94 students enthusiastically participated in the process. The analysis of the same is provided below-

* **SA**- Strongly Agree

* **A**-Agree

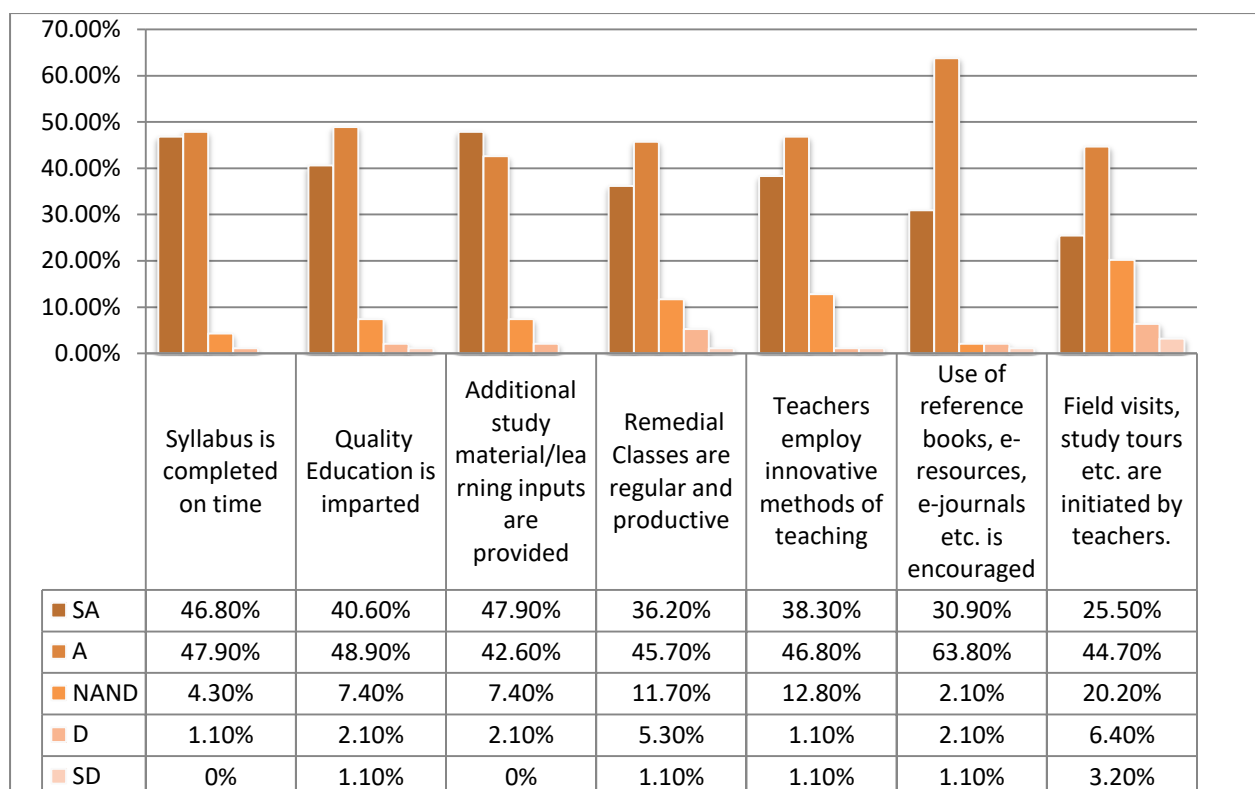
***NAND**-Neither agree nor disagree

***D**-Disagree

***SD**-Strongly disagree

Table 1: Students' Feedback on Teaching-Learning

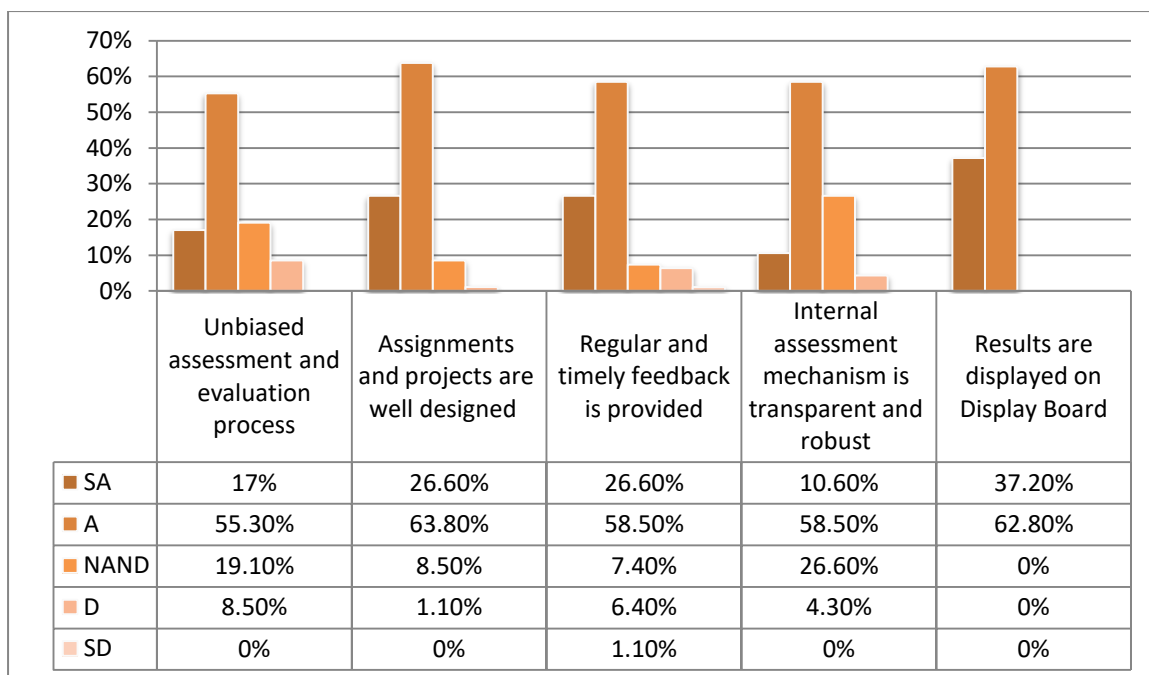
Sl.no	Parameters	SA	A	NAND	D	SD
1.	Syllabus is completed on time	46.8%	47.9%	4.3%	1.1%	0%
2.	Quality Education is imparted	40.6%	48.9%	7.4%	2.1%	1.1%
3.	Additional study material/learning inputs are provided	47.9%	42.6%	7.4%	2.1%	0%
4.	Remedial Classes are regular and productive	36.2%	45.7%	11.7%	5.3%	1.1%
5.	Teachers employ innovative methods of teaching	38.3%	46.8%	12.8%	1.1%	1.1%
6.	Use of reference books, e-resources, e-journals etc. is encouraged	30.9%	63.8%	2.1%	2.1%	1.1%
7.	Field visits, study tours etc. are initiated by teachers.	25.5%	44.7%	20.2%	6.4%	3.2%



48.9% of the students agreed that the college provide quality education. The teachers complete the syllabus on time leaving scope for the students to prepare for examinations ahead of time. 47.9% strongly agreed that the teachers provide additional study materials/inputs for clarity and understanding of the paper. Remedial classes are effective and productive with 45.7% positive response from the students. 46.8% expressed that they were satisfied with the teachers' efforts to use innovative methods in teaching the class. However, it is seen that more than 20% of the students are undecided regarding the teachers'/colleges' initiative efforts in organising field visits and study tours.

Table 2: Students' Feedback on Course evaluation

Sl.no	Parameters	SA	A	NAND	D	SD
1.	Unbiased assessment and evaluation process	17%	55.3%	19.1%	8.5%	0%
2.	Assignments and projects are well designed	26.6%	63.8%	8.5%	1.1%	0%
3.	Regular and timely feedback is provided	26.6%	58.5%	7.4%	6.4%	1.1%
4.	Internal assessment mechanism is transparent and robust	10.6%	58.5%	26.6%	4.3%	0%
5.	Results are displayed on Display Board	37.2%	62.8%	0%	0%	0%

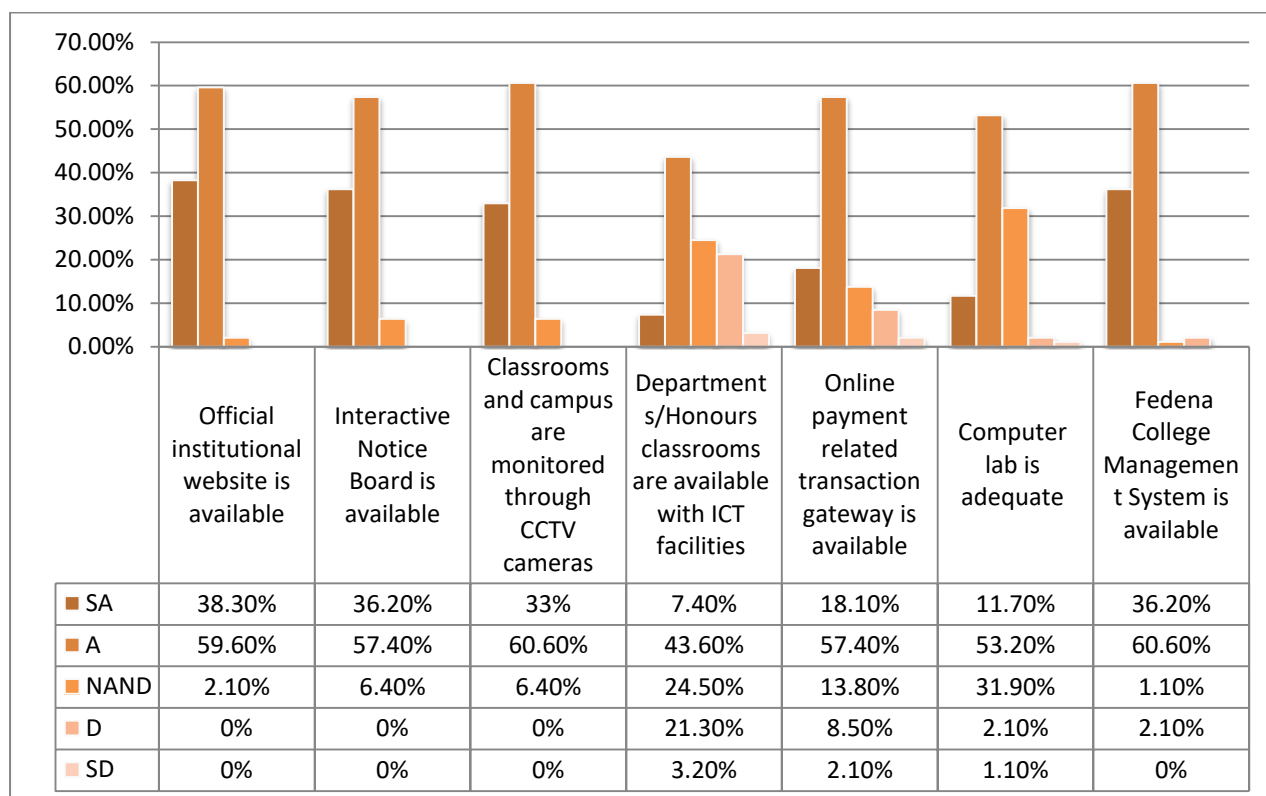


55.3% agreed that the evaluation process of the college is unbiased and free from any subjectivity. Majority of the students, 63.8% agreed that the assignments and project works assigned are well designed, thus helping them to apply theories to practice. The students also expressed satisfaction with regard to the feedback mechanism regarding their performances with 58.5% positive response. However, it is seen that 26.6% of the students are undecided with regard to the transparency and robust nature of the internal assessment mechanism.

Table 3: Students' feedback on ICT facilities

Sl.no	Parameters	SA	A	NAND	D	SD
1.	Official institutional website is available	38.3%	59.6%	2.1%	0%	0%
2.	Interactive Notice Board is available	36.2%	57.4%	6.4%	0%	0%
3.	Classrooms and campus are monitored through CCTV cameras	33%	60.6%	6.4%	0%	0%
4.	Departments/Honours classrooms are available with ICT facilities	7.4%	43.6%	24.5%	21.3%	3.2%
5.	Online payment related transaction	18.1%	57.4%	13.8%	8.5%	2.1%

	gateway is available					
6.	Computer lab is adequate	11.7%	53.2%	31.9%	2.1%	1.1%
7.	Fedena College Management System is available	36.2%	60.6%	1.1%	2.1%	0%

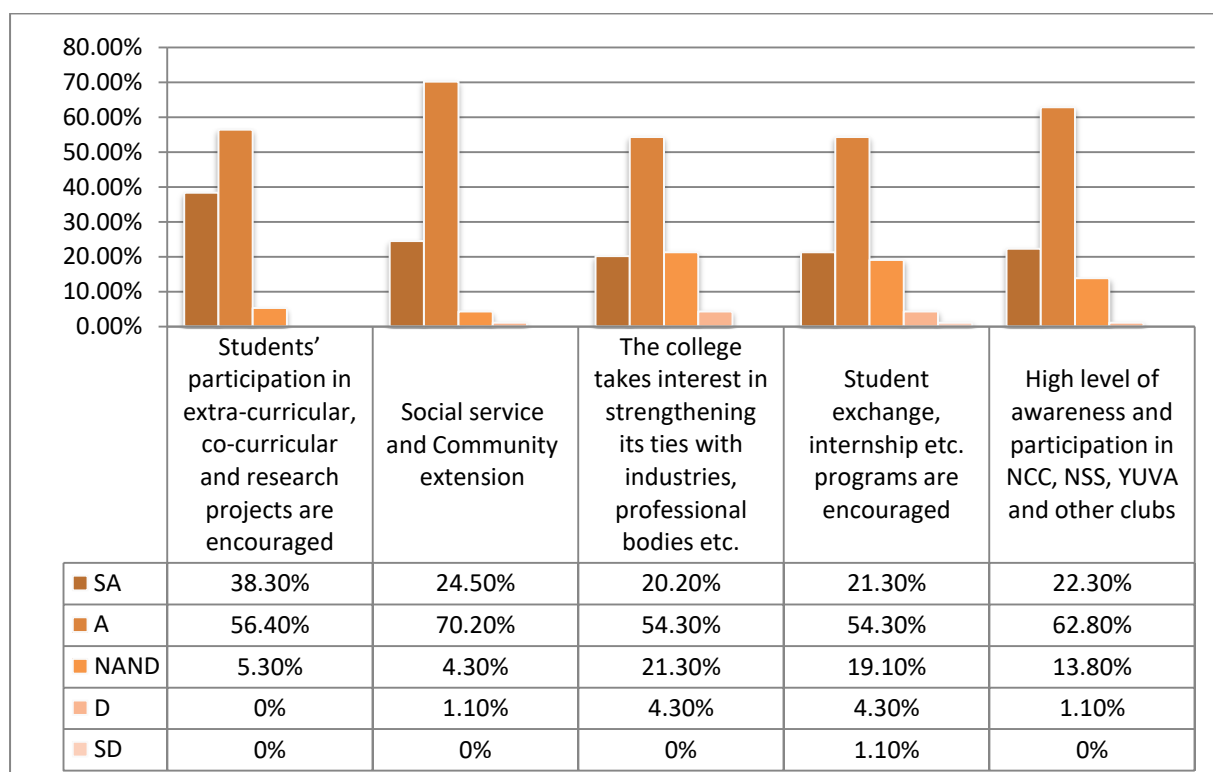


With regard to students' feedback on the ICT facilities, the students expressed diverse opinions. While majority of the students expressed satisfaction over the ICT facilities, it is seen that 24.5% of the students are undecided with regard to the availability of departmental honours classrooms with adequate ICT facilities and 21.3% disagreed regarding its availability. On this account, there is a need for provision and improvement of the same.

Table 4: Students' Feedback on co-curricular aspects

Sl.no	Parameters	SA	A	NAND	D	SD
1.	Students' participation in extra-curricular, co-curricular and research projects are encouraged	38.3%	56.4%	5.3%	0%	0%

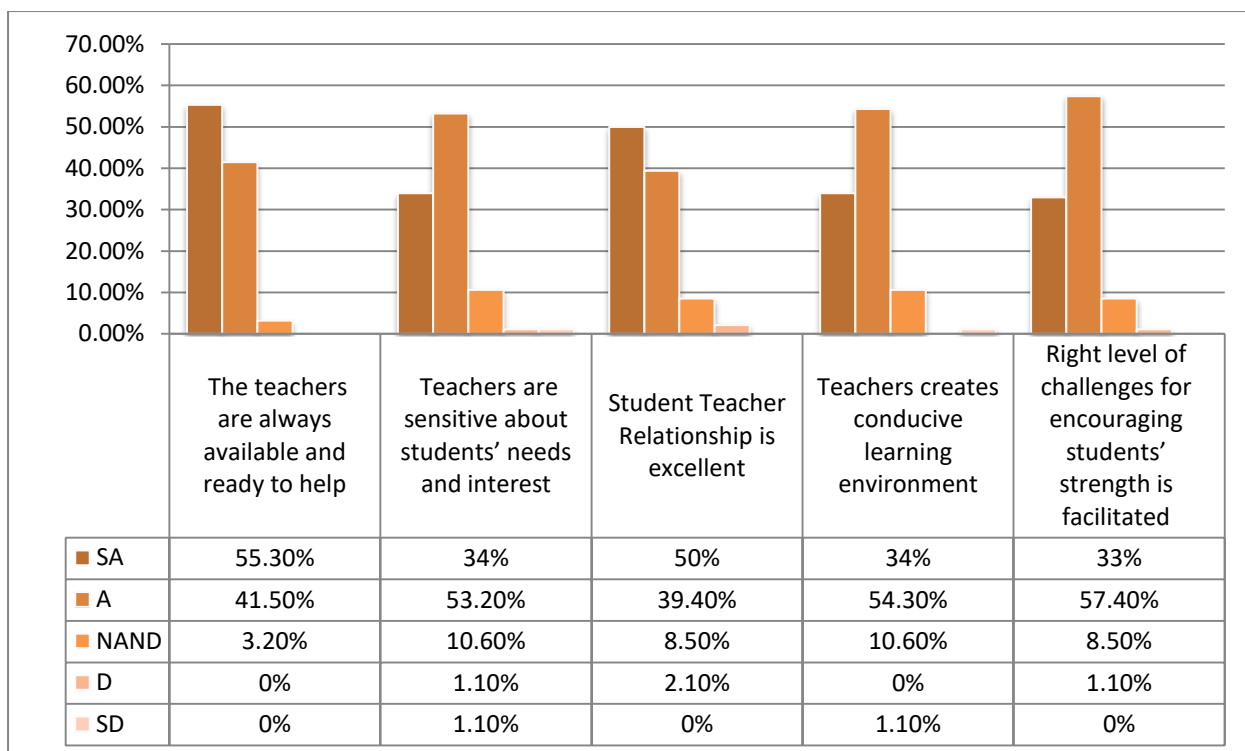
2.	Social service and Community extension	24.5%	70.2%	4.3%	1.1%	0%
3.	The college takes interest in strengthening its ties with industries, professional bodies etc.	20.2%	54.3%	21.3%	4.3%	0%
4.	Student exchange, internship etc. programs are encouraged	21.3%	54.3%	19.1%	4.3%	1.1%
5.	High level of awareness and participation in NCC, NSS, YUVA and other clubs	22.3%	62.8%	13.8%	1.1%	0%



There is an overall positive feedback with regard to the students' satisfaction in the co-curricular aspect of the college. It is seen that the students positively agreed to FOUR out of FIVE aspects presented for feedback. It can be observed that the students' response to the college's interest in strengthening its ties with industries and professional bodies is varied with more than 20% undecided regarding the same.

Table 5: Students' feedback on student-teacher relationship

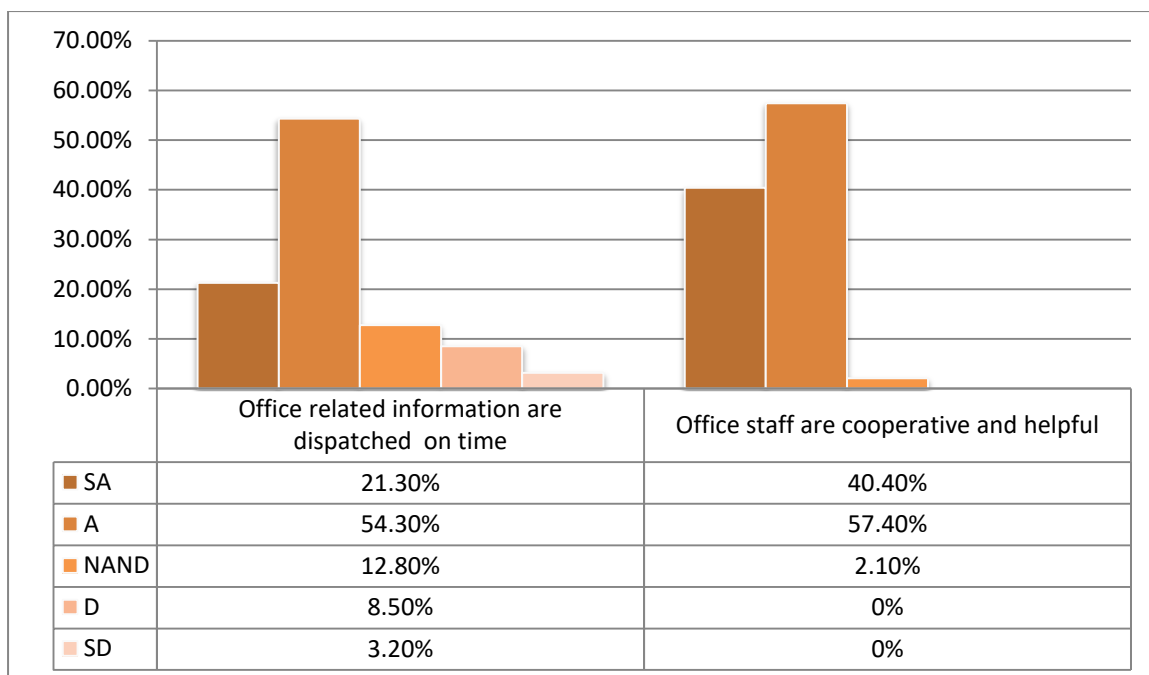
Sl.no	Parameters	SA	A	NAND	D	SD
1.	The teachers are always available and ready to help	55.3%	41.5%	3.2%	0%	0%
2.	Teachers are sensitive about students' needs and interest	34%	53.2%	10.6%	1.1%	1.1%
3.	Student Teacher Relationship is excellent	50%	39.4%	8.5%	2.1%	0%
4.	Teachers creates conducive learning environment	34%	54.3%	10.6%	0%	1.1%
5.	Right level of challenges for encouraging students' strength is facilitated	33%	57.4%	8.5%	1.1%	0%



With regard to the Students' feedback on student-teacher relationship, it is seen that the students expressed satisfaction. Majority of the students strongly agreed that the student-teacher relationship in the college is congenial.

Table 6: Students' Feedback on Administration

Sl.no	Parameters	SA	A	NAND	D	SD
1.	Office related information are dispatched on time	21.3%	54.3%	12.8%	8.5%	3.2%
2.	Office staff are cooperative and helpful	40.4%	57.4%	2.1%	0%	0%

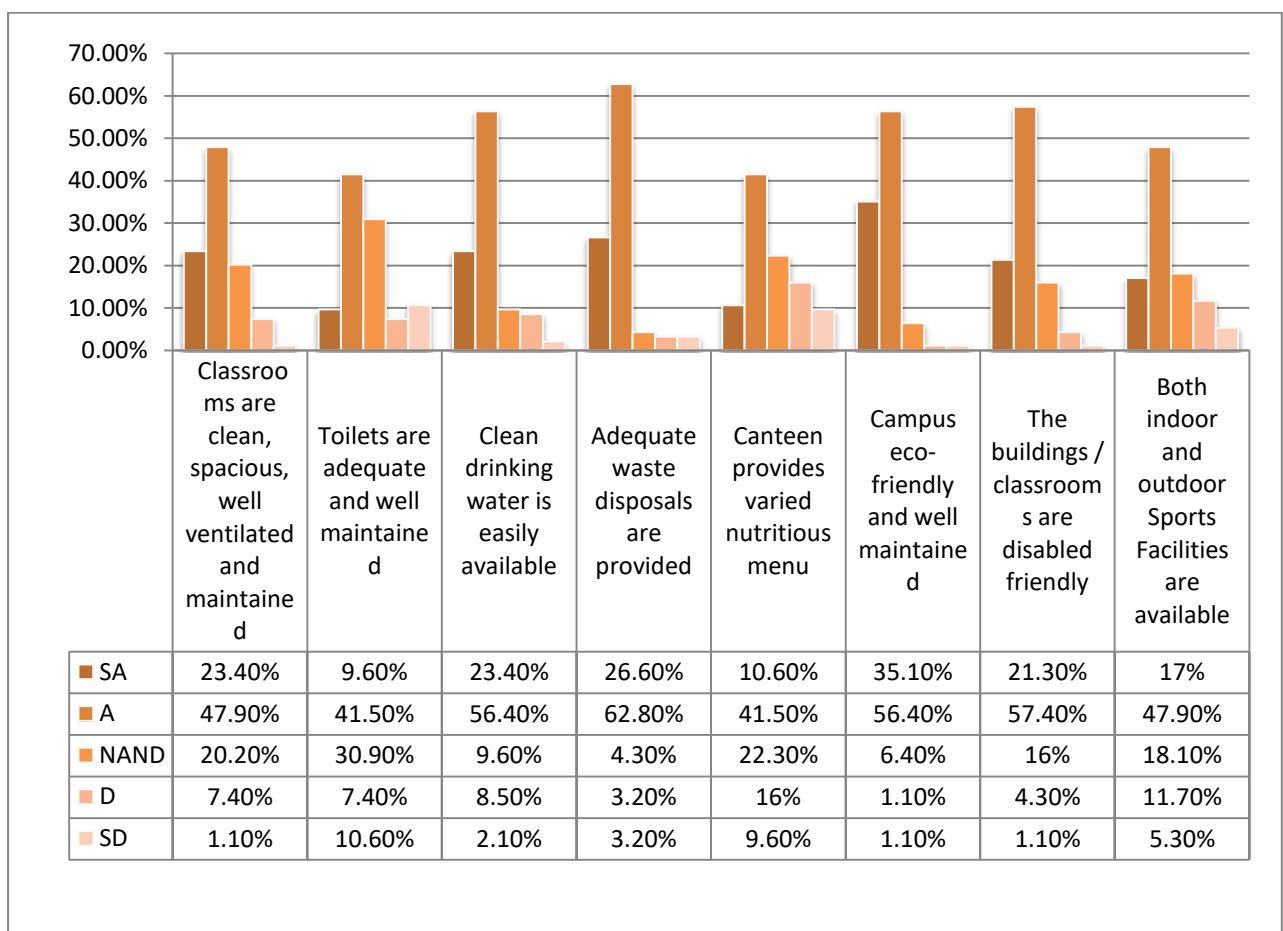


The students' feedback on administration of the college is positive. 54.3% agreed that the information from the administration is dispatch on time while nearly half of the students, 40.4% strongly agreed to the cooperative and helpful nature of the administrative staff of the college.

Table 7: Students' Feedback on physical Infrastructure

Sl.no	Parameters	SA	A	NAND	D	SD
1.	Classrooms are clean, spacious, well ventilated and maintained	23.4%	47.9%	20.2%	7.4%	1.1%
2.	Toilets are adequate and well maintained	9.6%	41.5%	30.9%	7.4%	10.6%
3.	Clean drinking water is easily available	23.4%	56.4%	9.6%	8.5%	2.1%
4.	Adequate waste disposals are provided	26.6%	62.8%	4.3%	3.2%	3.2%
5.	Canteen provides varied	10.6%	41.5%	22.3%	16%	9.6%

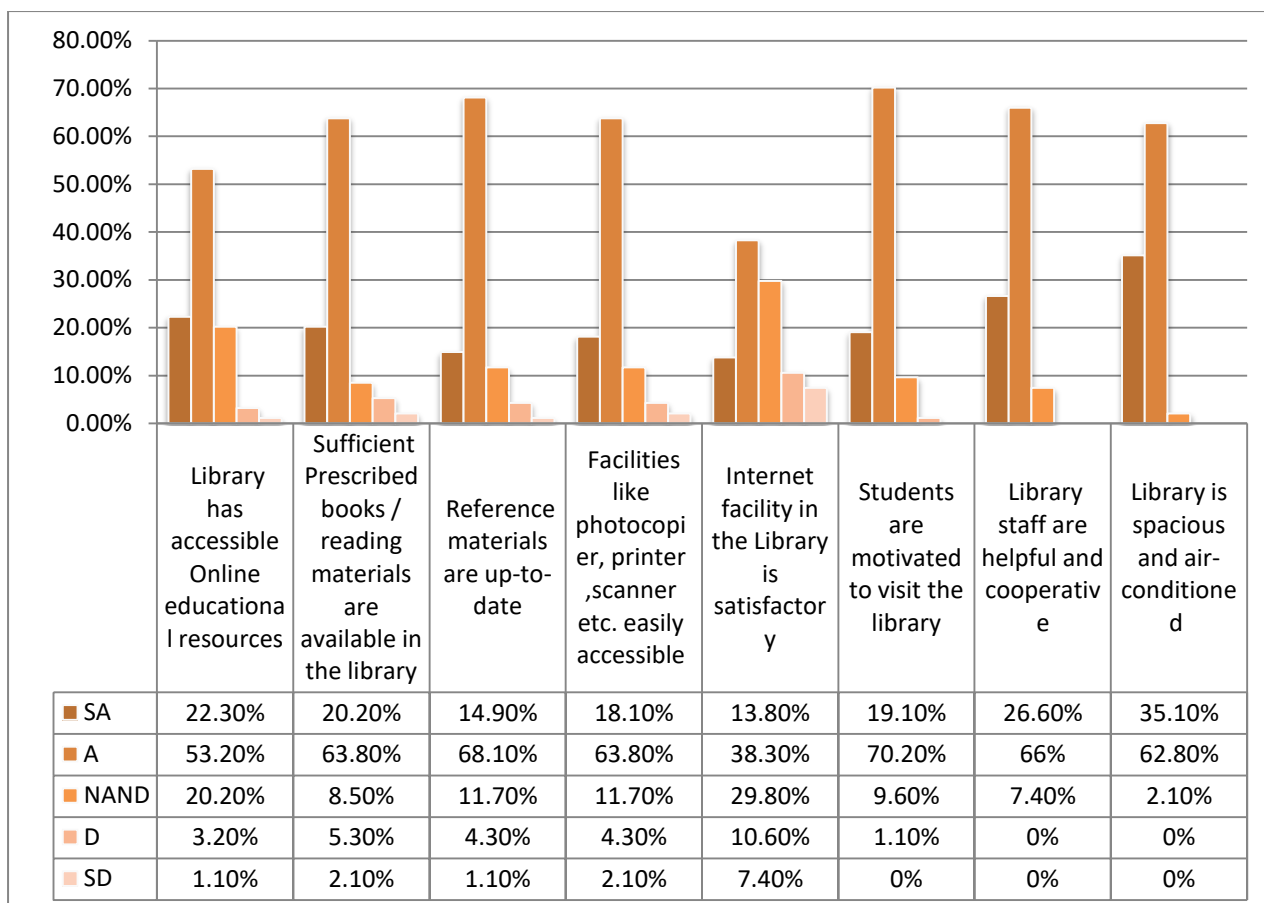
	nutritious menu					
6.	Campus eco-friendly and well maintained	35.1%	56.4%	6.4%	1.1%	1.1%
7.	The buildings / classrooms are disabled friendly	21.3%	57.4%	16%	4.3%	1.1%
8.	Both indoor and outdoor Sports Facilities are available	17%	47.9%	18.1%	11.7%	5.3%



In terms of the physical infrastructure of the college, the students have mixed responses. While 47.9% agreed that the classrooms are spacious and ventilated, 20% are seen undecided. 41.5% agreed that the toilets are adequate and maintained, however, 30.9% are undecided and 10.6% strongly disagreed to this aspect. It is also observed from the data that the students have mixed reviews with regard to the college canteen. While majority 41.5% agreed that the canteen provides nutritious menu, it is also observed that more than 20% are undecided and 9.6% strongly disagreed on this aspect.

Table 8: Student's Feedback on Library

Sl.no	Parameters	SA	A	NAND	D	SD
1.	Library has accessible Online educational resources	22.3%	53.2%	20.2%	3.2%	1.1%
2.	Sufficient Prescribed books / reading materials are available in the library	20.2%	63.8%	8.5%	5.3%	2.1%
3.	Reference materials are up-to-date	14.9%	68.1%	11.7%	4.3%	1.1%
4.	Facilities like photocopier, printer ,scanner etc. easily accessible	18.1%	63.8%	11.7%	4.3%	2.1%
5.	Internet facility in the Library is satisfactory	13.8%	38.3%	29.8%	10.6%	7.4%
6.	Students are motivated to visit the library	19.1%	70.2%	9.6%	1.1%	0%
7.	Library staff are helpful and cooperative	26.6%	66%	7.4%	0%	0%
8.	Library is spacious and air-conditioned	35.1%	62.8%	2.1%	0%	0%

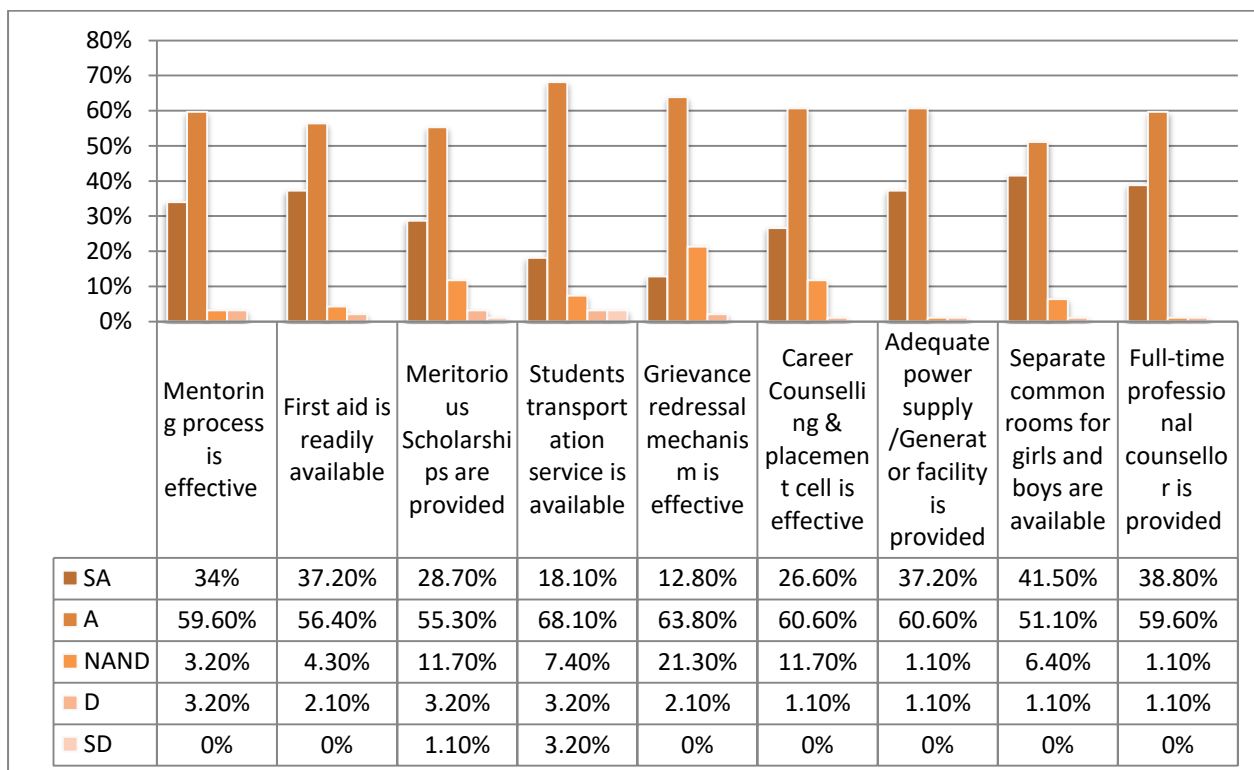


The analysis suggests that the students are satisfied with the library facilities. 63.8% agreed that the library has enough resource material, 62% feel that the college library has sufficient area and proper study environment.

Table 9: Student's Feedback on additional facilities of the college

Sl.no	Parameters	SA	A	NAND	D	SD
1.	Mentoring process is effective	34%	59.6%	3.2%	3.2%	0%
2.	First aid is readily available	37.2%	56.4%	4.3%	2.1%	0%
3.	Meritorious Scholarships are provided	28.7%	55.3%	11.7%	3.2%	1.1%
4.	Students transportation service is available	18.1%	68.1%	7.4%	3.2%	3.2%

5.	Grievance redressal mechanism is effective	12.8%	63.8%	21.3%	2.1%	0%
6.	Career Counselling & placement cell is effective	26.6%	60.6%	11.7%	1.1%	0%
7.	Adequate power supply /Generator facility is provided	37.2%	60.6%	1.1%	1.1%	0%
8.	Separate common rooms for girls and boys are available	41.5%	51.1%	6.4%	1.1%	0%
9.	Full-time professional counsellor is provided	38.8%	59.6%	1.1%	1.1%	0%



It can be observed from the feedback data that the students feel satisfied with the additional facilities provided by the college. More than 50% agreed to the effectiveness of the mentoring service, availability of first aid and meritorious scholarships. More than 60%

agreed to the effectiveness of the counselling and placement facility, power supply and backup and the effectiveness of the grievance redressal mechanism of the college.

Additional suggestions from the students:

- **Need for college auditorium**
- **Proper ICT facilities**
- **Additional washrooms for both boys and girls**
- **Larger space for the college canteen**
- **Larger playground**